



HERITAGE

DURABLE LUXURY SINCE 1931

www.dulux.co.uk/heritage

DURABLE

LUXURY

SINCE 1931

We have reproduced this colour card as accurately as printing will allow. Please ensure that you use a colour tester on the actual surface to be painted before decorating; the substrate and texture of the surface can change the appearance of the final colour, as can soft furnishings, the shape, size and lighting of the room. Please note colour testers indicate the colour of the product only and are not representative of the quality or sheen of the final product purchased.

Dulux, Dulux Trade, Heritage and all distinctive colour names are trade marks of the AkzoNobel group © AkzoNobel 2016.

AkzoNobel

DB_01733_270416



OUR HERITAGE

Since 1931 Dulux has had a strong heritage in both quality and colour. The Heritage brand and Dulux dog are symbols of our history and professionalism, of our craft and dedication in delivering the most innovative colours for today's home.

COLOUR COLLECTION

The 112 beautiful shades have been expertly curated by Dulux colourists and are displayed to ease colour selection. To help find the perfect shade, each colour area is arranged into pale, mid, and deep tones to choose from.

OUR FINEST QUALITY PAINT

The luxury Heritage colours are available in a wide range of Dulux Trade finishes to enable you to select the right paint for your home. Dulux Trade is our highest quality paint, the trusted choice of decorating professionals.




HERITAGE

DURABLE LUXURY SINCE 1931




PALE TONES


These shades give a hint of colour for a light and airy feel in a space, or can be used to gently lift ceilings and woodwork against mid or deep tones.




Indian White




Turtledove Grey




Panel White




Flax Seed




Green Clay




Fresh Flour




Candle Cream




Chiltern White




Linen White




Powder Colour




DH Linen Colour




DH White



Silver Fern




Fennel White



Clear Skies



Copenhagen Blue



Light French Grey

MID TONES


Choose one of these shades to create a cosy and comfortable space; they pair beautifully with a white or pale tone for a softer look.



Beachcomb Grey



Pewter Plate



Green Slate



Raw Cashmere




Ancient Sandstone




Bathstone Beige



Pale Walnut



Quartz Grey



Pumice Brown



DH Blossom



Golden Ivory



Butter Cup



Pale Olivine



Rosemary Leaf



Light Teal



Light Cobalt



Violet Night

DEEP TONES

Make an impact with one of these colours across all walls or use to enhance a focal point balanced with a subtle white.



Lead Grey



Ravens Flight



Waxed Khaki



Olive Tree



Mud Lark



Dark Stone



Mid Umber



Terra Ombra



Fitzrovia Red



Red Ochre



Inca Orange



Brushed Gold



DH Drab



DH Grass Green



Maritime Teal



Deep Ultramarine




Wild Blackberry



Forest Grey




Tudor Brown



Wooded Walk




Jenny Wren



Cherry Truffle



Mauve Mist



Florentine Red




Pugin Red



Red Sand



Masters Gold



DH Slate



Mallard Green



Midnight Teal




DH Oxford Blue




Dark Aubergine

WHITES


These whites have been specially selected to coordinate effortlessly with the other tones in the same column of colour, whether for your woodwork, walls or ceilings.




Chalk White




China White




Linnet White




Grecian White




Piano White




Roman White



Mallow White




Wiltshire White




Marble White




Voile White




Alabaster White




Ash White




Wishbone White



Swedish White



Edelweiss White



Lead White