

## ELDERLY CARE SECTOR GUIDE





# CONTENTS

<b>1. INTRODUCTION</b>	
Inclusive Design for Elderly Care .....	2
<b>2. SUSTAINABILITY</b>	
Our goals .....	3
Certifications .....	4
<b>3. PAINT SOLUTIONS</b>	
Products overview .....	5
Walls .....	6
Ceilings .....	7
Wood & Metal .....	8
<b>4. COLOUR SCHEMES</b>	
Leading Principles .....	9
Colour & Contrast Guidelines .....	10
Using LRV for Colour Contrast .....	11
Lounges and Dining Rooms .....	12
Restaurants and Cafés .....	13
Corridors .....	14
Bedrooms .....	15
<b>5. DIGITAL TOOLS</b>	
Paint Specification Creator .....	16
Colour Schemer .....	16
Colour & Contrast Digital Design Guide .....	17
Plug-ins for BIM Tool .....	17
Find a Painting Contractor .....	17
<b>6. CONTACT</b> .....	18

# INCLUSIVE DESIGN FOR ELDERLY CARE

At Dulux Trade, we understand the powerful role that design, colour and lower VOC paints play in shaping how people experience a space.

This sector guide can support when you are specifying interior paint for an Elderly Care facility, such as retirement villages, sheltered accommodation, residential care or specialised dementia care facilities. Pages 5 to 8 feature a selection of the extensive Dulux Trade product range, making it easier to choose interior paints that will deliver high quality and durable finish that reduce the frequency of maintenance cycles.

Careful colour specification is crucial in elderly care for creating not only calm, homely spaces but also provide residents with the confidence they need to move around a building safely and independently. Colour can provide stimulation, reinforce positive connections and, at the same time, can provide visual prompts for focal points and wayfinding. These considerations are demonstrated within the colour schemes on pages 12 to 15.







## OUR SUSTAINABILITY GOALS

At AkzoNobel, we're focused on ensuring that the pioneering paints and coatings we supply continue to protect what matters – both now and in the future. We innovate with, and for, customers and play a progressive and collaborative role in energising entire industries to advance towards a more sustainable future. We're always finding new and exciting ways to make our products more sustainable and longer lasting. By partnering with Dulux Trade, you can create better healthcare environments through our product innovations and comprehensive services. Our goal is to help you minimise your footprint while maximising the benefits to residents and to your organisation.

We are committed to reducing our environmental impact which is why we were the first paint manufacturer to have our Science-based targets ratified.

- 1. 50% Carbon Emissions Reduction Across Our Value Chain.** Addressing climate change is integral to our strategy. We've committed to science-based targets to reduce absolute carbon emissions across our value chain by 50% by 2030, using 2018 as our baseline.
- 2. Zero waste by 2030** with a strong focus on water reuse at our most intensive sites. This reduces our environmental impact and conserves essential resources.
- 3. Building a Circular Economy:** Beyond recycling, we focus on eliminating waste, sourcing alternative raw materials, and repurposing materials. Collaboration with suppliers and customers plays a crucial role in achieving these goals.





# MORE SUSTAINABLE AND RESPONSIBLE BUILDING

At Dulux Trade, sustainability drives our innovation. Our products uphold the highest environmental standards and certifications helping your projects achieve Green Building compliance. Moreover, with Dulux Trade we provide responsible choices without compromising quality.

## Our products are certified as follows:

- **ISO 14001** - this is the international standard that specifies requirements for an effective Environmental Management System (EMS). The scope of the certification applies to design, development, supply, sales and technical support of all our decorative paints.
- **BES 6001 - Responsible Sourcing** - This certification guarantees that our raw materials are ethically and sustainably sourced. We ensure our products contribute to sustainable construction, making it easier for our customers to meet their own environmental targets.
- **EPD - Environmental Product Declarations** - Our EPD certifications provide independently verified life-cycle data for a selection of Dulux Trade key products, allowing customers to accurately assess environmental impact and make informed, sustainable choices.

## Our products are compatible with these building accreditations:

- **BREEAM Compliance** - Our products help support BREEAM assessments by offering durable, responsibly sourced solutions with low environmental impact, assisting developers in improving their sustainability scores
- **WELL - Building Standard** - By enhancing indoor air quality, lighting, and comfort, our products align with WELL standards and contribute to creating healthier environments focused on physical and mental well-being.
- **LEED - Green Building Certification** - We offer energy-efficient, low-impact products that support LEED criteria, aiding in the development of sustainable buildings with improved indoor air quality and occupant well-being.

» [Explore our certificates and compliance statements here](#)

# HIGH PERFORMANCE PAINT SOLUTIONS FOR ELDERLY CARE ENVIRONMENTS

## Walls

For a tough, water-based matt emulsion paint, Dulux Trade **Scuffshield Matt** is the perfect choice thanks to its ultimate scuff resistant technology. It is designed to protect walls against everyday scuff marks from wheelchairs, walking frames and trolleys, so it helps keep walls looking good for longer. It is also cleanable and offers good stain resistance, perfect for use in high traffic areas such as corridors, stairwells, hallways and service areas.

For bedrooms, dining rooms and lounges, Dulux Trade **Diamond Matt** is a great option. It's a tough, cleanable emulsion with a smooth, uniform matt finish. With its unique Stain Repellent Technology, it prevents common stains (e.g. tea spills) from setting into the surface making cleaning easier. It's highly scrubbable and extremely durable, thus reducing the frequency of maintenance cycles. For high moisture rooms such as bathrooms, wet rooms and kitchens, Dulux Trade **Diamond Eggshell** is recommended.

## Ceilings

For a dead-matt, smooth finish, Dulux Trade **Ultra Matt** is the best choice, thanks to its anti-flashing properties and excellent touch-in capability, allowing near-invisible repairs and maintaining a clean, uniform appearance of ceilings.

## Wood & Metal

For trim surfaces, Dulux Trade **Diamond Satinwood** is a tough & durable satin finish paint that provides excellent protection from scratches, stains and grease. The water-based formulation is designed to be used on wood and metal with the benefit of being quick drying. With low odour and non-yellowing technology, it provides a durable, aesthetic finish that can endure all high traffic areas. Designed to be used without a primer, however where a strong colour change is involved, or applying over existing solvent-based coatings, then a coat of Dulux Trade **Quick Dry Undercoat** may be required.





# FOR WALLS

For all elderly care environments, Dulux Trade **Scuffshield Matt**, **Diamond Matt** and **Diamond Eggshell** are great choices because of their durability, washability, and stain resistance. Scuffshield has been developed for high traffic areas subject to frequent scuff marks (corridors, back rooms, stairwells) whereas Diamond Matt is best suited for bedrooms, dining rooms and lounges where ultra-low VOC is important. Diamond Eggshell is ideal for high moisture environments such as ensuites and kitchens.

			
	SCUFFSHIELD MATT	DIAMOND MATT	DIAMOND EGGSHELL
Key Benefits	Highly durable*, matt emulsion paint with ultimate scuff resistant technology that protects high traffic areas, making them look good for longer	Highly durable**, scrub and stain resistance, smooth with matt finish, repeatedly cleanable, 99.9% VOC free	Highly durable**, Scrub/scuff and stain resistance, repeatedly cleanable. Mid-sheen
Coverage per litre	16m <sup>2</sup>	16m <sup>2</sup>	16m <sup>2</sup>
EPD	✓	✓	✓
BREEAM	X	✓	X
LEED	✓	✓	✓
WELL building standard	✓	✓	✓
VOC content	Low (0.30 – 7.99%)	Trace (0 – 0.1%)	Low (0.30–7.99% Max)

\*it achieves Type C BS7719 scrub rating, tested up to 10,000 scrubs

\*\*it achieves Class 1 ISO 11998 and Type C BS 7719 scrub ratings. Tested up to 10,000 scrubs.

# FOR CEILINGS

Developed specifically for ceilings, Dulux Trade **Ultra Matt** is a dead matt emulsion formulated to be anti-flashing and provide a non-reflective finish at all angles. It provides near invisible touch-up for areas in critical lighting.



ULTRA MATT

Key Benefits	Anti-flashing, dead matt finish (ideal for ceilings in critical lighting), excellent touching-in properties.
Coverage per litre	16m <sup>2</sup>
EPD	✓
BREEAM	✓
LEED	✓
WELL building standard	✓
VOC content	Trace (0–0.1% Max)





## FOR WOOD AND METAL

For Wood and Metal trim surfaces like handrails, skirting, wall panels, Dulux Trade **Diamond Satinwood** is an advanced water-based, satin finish paint that provides superior durability and protects surfaces from scratches, stains, handprints and grease. No primer is generally required unless there is a dramatic colour change or it is being applied on top of existing solvent-based paint. In that scenario, **Quick Dry Undercoat** is an excellent companion.



**DIAMOND SATINWOOD**



**QUICK DRY UNDERCOAT**

	DIAMOND SATINWOOD	QUICK DRY UNDERCOAT
<b>Key Benefits</b>	Tough & durable satin finish that provides excellent protection from scratches, stains and grease, with non-yellowing technology	Excellent opacity, advanced water-based technology, low odour
<b>Coverage per litre</b>	12m <sup>2</sup>	10m <sup>2</sup>
<b>EPD</b>	✓	✓
<b>BREEAM</b>	✓	✓
<b>LEED</b>	✓	✓
<b>WELL building standard</b>	✓	✓
<b>VOC content</b>	Low (0.30 – 7.99%)	Low to Medium depending on base (from 0.30 – 24.99%)

# CREATING COMFORTABLE AND CONFIDENT ENVIRONMENTS WITH COLOUR

Elderly care settings should prioritise comfort, dignity, and independence for residents, while also supporting the needs of staff and visitors. Without careful design, these spaces can feel institutional or disorienting — which may contribute to anxiety, confusion, or reduced engagement.

Colour plays a key role in creating environments that feel homely, calm, and easy to navigate. A thoughtful colour scheme can support daily routines, reduce the risk of trips and falls, and provide gentle visual cues that aid orientation — particularly for people living with a dementia or sight loss.

The following pages begin with an overview of the key guidelines and regulations that inform colour use in elderly care environments. These are followed by a set of curated colour palettes, selected for their suitability across a range of spaces — from resident bedrooms and lounges to corridors and dining areas. Each palette has been designed to work flexibly, with colours that can be used across feature walls, main walls, and doors. Choosing colours from the same column creates tonal schemes, while selecting adjacent colours produces more harmonious combinations.







# COLOUR & CONTRAST GUIDELINES

## Legal & Regulatory Context

Creating inclusive environments starts with understanding the legal responsibilities for accessibility in the built environment:

- **The Equality Act 2010:** This sets out the legal framework to protect individuals from discrimination and ensures equal access to goods, services, and facilities—including buildings—for people with disabilities.
- **Building Regulations Approved Document M, Volume 2 (2015):** Provides technical guidance to help meet the requirements of the Equality Act by setting standards for accessibility and usability in non-domestic buildings.
- **British Standard BS 8300-2:2018:** Offers best practice recommendations for designing and constructing accessible and inclusive environments. While not legally binding, it's widely used as a benchmark for achieving compliance with the above regulations.

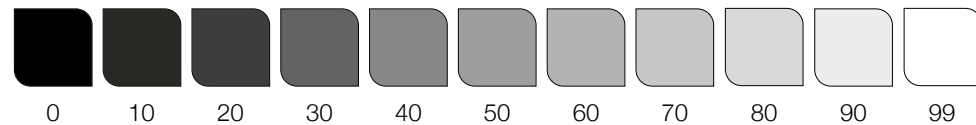
Both Building Regulations Part M and BS 8300 recommend that adjacent critical surfaces—such as ceilings, walls, floors, and doors—should be clearly distinguishable through the use of colour contrast. A difference of at least 30 Light Reflectance Value (LRV) points between surfaces is advised to aid navigation and support users with visual impairments.



# USING LRV FOR COLOUR CONTRAST


## Understanding LRV

Light Reflectance Value (LRV) is a scale from 0 to 100 that indicates how much visible light a colour reflects. The higher the LRV, the more light is reflected and the paler the colour appears; the lower the LRV, the darker the colour.



*LRV values range from darkest 0 to 99 maximum possible light*

The LRV for each Dulux Trade colour is clearly indicated in its colour palette notation. For example, the colours shown below have LRVs of 08 and 53 respectively – giving a difference of 45 points, which meets current accessibility recommendations.



## Using Colour for Wayfinding

By applying LRV principles effectively, healthcare environments can balance clinical functionality with user safety and accessibility. Strong contrast between walls, ceilings, floors, doors, and fixtures helps patients—including those with visual impairments or cognitive challenges—navigate spaces more easily. Clearly defined transitions between surfaces can reduce fall risks and support intuitive wayfinding, particularly in high-traffic areas.





## LOUNGES AND DINING ROOMS

Lounges and dining rooms are spaces where residents spend a large part of the day, so a warm homely atmosphere where people feel comfortable and at ease is important. Including soft, natural and textured materials can add a comfortable homely depth and softness to the space.

While creating contrast to highlight critical surfaces remains the priority, it's also important to remember that furniture needs to contrast with the surrounding walls and floor. For example, use contrasting background or floor colours behind chairs and tables to avoid any confusion and to prevent trips and bumps occurring.

### DOOR

50GY 06/077	30YY 09/175	50YR 12/406	10RR 08/100	02YY 32/054
-------------	-------------	-------------	-------------	-------------

### FEATURE

87YY 27/274	30YY 33/613	70YR 27/404	70RR 19/190	46YY 53/062
-------------	-------------	-------------	-------------	-------------

### WALL

70YY 65/090	60YY 72/225	90YR 64/166	10YR 57/080	30YY 68/024
-------------	-------------	-------------	-------------	-------------



## RESTAURANTS AND CAFÉS

Restaurants and cafes should have a comfortable and inviting atmosphere that encourages use and support positive experiences. The décor should complement the rest of the building, but brighter colours can be used to create an air of warmth and familiarity – while still avoiding overly saturated tones that may cause sensory discomfort.

A clear contrast between walls, floors and furniture is essential to support navigation and confidence. For example, choosing a contrasting floor or wall colour behind chairs can help residents easily identify seating, reducing the risk of slips or hesitation. Using light, natural materials and warm finishes can also help create a more domestic, less institutional feel.


### DOOR



### FEATURE



### WALL





## CORRIDORS

Corridors play a key role in helping residents feel confident and secure as they move through a building. Using accent or feature colours can help break up long stretches, add visual interest, and create distinct wayfinding cues that support orientation and independence.

It's important to create clear visual distinction between critical surfaces — such as walls, floors, and doors — to aid navigation and reduce the risk of trips and falls. A minimum 30-point difference in Light Reflectance Value (LRV) between adjoining surfaces is recommended to ensure adequate contrast. Well-lit spaces, combined with considered colour placement, can transform corridors from functional zones into reassuring and navigable routes.

### DOOR

52BB 08/128	48RR 08/146	05YR 08/272	18YR 05/072	02YY 32/054
-------------	-------------	-------------	-------------	-------------

### FEATURE

30BB 33/163	42RR 26/194	07YR 21/415	00YY 18/346	46YY 53/062
-------------	-------------	-------------	-------------	-------------

### WALL

30BB 63/084	30RB 68/084	75YR 64/102	24YY 63/200	30YY 68/024
-------------	-------------	-------------	-------------	-------------



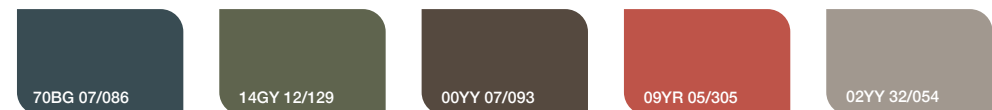


## BEDROOMS

Colour in bedrooms can help reinforce personal identity while creating a space that feels safe and reassuring. As rooms for rest and retreat, soft and light hues are ideal for promoting relaxation, reducing stress, and supporting healthy sleep patterns. Accent or feature walls can add visual interest while also helping to highlight fixed features such as pillars, radiators, or handrails — aiding orientation without overwhelming the senses.

Creating subtle contrast between walls, floors, and furniture ensures that the space remains easy to navigate, while still feeling calm and uncluttered. Personal touches, layered lighting, and natural textures can also help bedrooms feel less clinical and more like home.

### DOOR



### FEATURE



### WALL



# SUPPORT DIGITAL TOOLS

## Paint Specification Creator

The Dulux Trade Paint Specification Creator simplifies the process of selecting the right paint system, ensuring accurate and professional specifications:

- Quickly find the best paint systems for your project.
- Define your project - interior or exterior.
- Specify surfaces and substrates - ensuring optimal product selection.
- Choose your desired finish - get tailored recommendations from the full Dulux Trade range.
- Generate tender-ready documents with M60 clauses and application details automatically included.
- Easily customise with project details for a polished, professional presentation.

## » Dulux Trade Specification Creator

## Colour Schemer

The Dulux Trade Colour Schemer is a powerful online tool designed to simplify colour selection for commercial projects across healthcare, education, retail, and more.

- Pre-made, sector-specific colour schemes for quick and professional results.
- Customisable moodboards - select a feature colour, add your logo and project name, and create client-ready presentations.
- Professional-quality prints - order your colour-accurate A3 boards

## » Dulux Trade Colour Schemer





# SUPPORT DIGITAL TOOLS (CONTINUED)

## **Colour and Contrast Digital Design Guide**

This is a program designed to help specifiers maximise the inclusivity and usability of a space, by creating colour schemes that are both aesthetically pleasing and also comply with the visual contrast guidelines set out in BS 8300 and Approved Document Part M of the Building Regulations, while supporting the requirements of the Equality Act 2010.

### **» Colour and Contrast Design Guide**

## **Bring BIM Models to Life**

For professionals using AutoCAD, Revit, or SketchUp, our free Colour Plug-ins integrate the Dulux Trade colour palette directly into your design software.

- Seamless integration with your preferred BIM tools.
- Enhance 3D simulations with thousands of Dulux Trade colours.
- Accurate colour representation in your digital models.

### **» Dulux Trade Colour Plug-ins**

## **Find an Approved Painting Contractor on Dulux Connect Directory**

Use the Dulux Connect Directory to find independently audited contractors in your area. Simply search by location, skills and accreditations and connect with specialists who meet the highest industry standards.

### **» Dulux Connect Directory**



# CONTACT THE TEAM

We're always on hand to answer any queries on how we can help you with your specification projects.



## COLOUR

For any colour related queries,  
contact the colour services team on  
[duluxtrade.advice@akzonobel.com](mailto:duluxtrade.advice@akzonobel.com)



## TECHNICAL

If your query is technical please contact  
the technical advice centre on  
[duluxtrade.advice@akzonobel.com](mailto:duluxtrade.advice@akzonobel.com)



## CALL US

Call the team on 0333 222 70 70



## SIGN UP FOR SPECIFIER NEWS

We'll keep you informed with developments in  
sustainability, Dulux Trade product innovations  
and sector-specific solutions.

