



THE SMART CHOICE

YOUR GUIDE TO COLOUR



AkzoNobel

THE SMART CHOICE FOR COLOUR



Thinking of adding more colour to your home? Then you've made the smart choice.

Armstead gives you the perfect balance between reliable trade quality and great value for money. So you can get a great looking room transformation, with a professional finish, on even the tightest budget.

In this guide we've shown 140 of our most popular colours and arranged them by hue to help you find the perfect shade or scheme for your home every time. There are also inspiring room images to give you even more ideas, as well as handy colour tips.

Our colours are easy to apply and there's a comprehensive choice of finishes, so you'll find the right product for every job.

For further information, and to see even more colours, visit us online at armsteadtrade.co.uk



N.B. Not all Armstead Trade products are available in a full range of colours.

SMART TIP

Muted and atmospheric colours contain a little grey which helps to create a relaxed, sophisticated atmosphere.

Walls: Dove White and Olive Tapanade



SMART TIP

Test your colour on a piece of A4 card. You can then check the colour in different areas of the room.

Walls: Timeless and Coyote Grey

CLASSIC HINTS

Understated and versatile, these classic shades will create an elegant look that will stand the test of time.

White Whisper u/c White	Winsome Lily u/c White	Snow Tracks u/c White	Snowman u/c White
Timeless u/c White	Cotton Soft u/c White	Antarctic Storm u/c White	Dove White u/c White
Angora u/c White	Magnolia u/c White	Coral Caress u/c White	Winter Avenue u/c White
Almond White u/c White	Mostly Moonstone u/c White	Pink Ginger u/c Silver Grey	Pumice Grey u/c Silver Grey
Honeysuckle u/c Off White	Candytuft u/c White	Kalahari Sands u/c Pale Lilac	Coyote Grey u/c Pale Lilac

For technical reasons, the printed colours may not exactly match the paint colours.

CONTEMPORARY NEUTRALS

Our range of cool and warm greys work beautifully alone or as a backdrop for more vibrant shades.

Blushed Pearl u/c White	Silver Cloud u/c White	Water Sky u/c White	Forest Dusks u/c Silver Grey
Aged Ivory u/c Silver Grey	Siberian Steppes u/c Silver Grey	Silver Ash u/c Silver Grey	Croatian Stones u/c Mid Grey
Indian Sandstone u/c Off White	Papyrus Paper u/c Off White	Silver Row u/c Silver Grey	Riverstone u/c Mid Grey
Savana Brown u/c Light Grey	Safari Song u/c Light Grey	Mineral Mud u/c Light Grey	Greyfriar u/c Silver Grey
English Barn u/c Drab	Olive Tapanade u/c Light Grey	Rich Roads u/c Drab	Midnight Jazz u/c Dark Grey

For technical reasons, the printed colours may not exactly match the paint colours.



SMART TIP

Don't forget soft furnishings, such as cushions and throws. These can play an important part in your colour scheme and tie everything together.

Left wall: Wyoming Grass. Right wall: Fern Gully

BRING THE OUTSIDE IN

Our range of greens is inspired by the great outdoors and will make your space feel fresh and natural.



Apple White
u/c White



Limelight
u/c White



Fresh Citrus Mint
u/c White



White Dew
u/c White



Meadowsweet
u/c White



Lime Cordial
u/c White



Powdery Mint
u/c Silver Grey



Wyoming Grass
u/c Silver Grey



Faded Leaf
u/c Silver Grey



Fairfields
u/c White



Chinese Apple
u/c Silver Grey



Woodland Mist
u/c Silver Grey



Muted Mint
u/c Silver Grey



Turloch Green
u/c Light Grey



Amazonian Green
u/c Light Grey



Lost Lagoon
u/c Light Grey *



Caper Green
u/c Mid Grey



Jungle Trail
u/c Dark Grey



Scarab
u/c Dark Grey



Fern Gully
u/c Blue

For technical reasons, the printed colours may not exactly match the paint colours.

* Denotes special process colour; see back page.

CALM THINGS DOWN

Blues work really well in rooms where you want to create a calm and relaxing feel.



SMART TIP

Tinted colours can vary slightly from batch to batch. For optimum colour consistency it's essential to order enough paint for the complete project, including touch-in, at the same time from the same source.

Left wall: Blue Agave. Right wall: Rainy Days



Dollshouse
u/c White



Billow
u/c White



Cornflower White
u/c White



Winter Rabbit
u/c White



Highwire
u/c Silver Grey



Bombe
u/c White



Tinge Of Silver
u/c Silver Grey



Winter Blue
u/c Silver Grey



So Blue
u/c Silver Grey



Cirrus
u/c Silver Grey



Rainy Days
u/c Silver Grey



Dusty Denim
u/c Mid Grey



Cornflower
u/c Mid Grey



Bay View
u/c Blue



Blue Agave
u/c Mid Grey



Smokey Seas
u/c Mid Grey



Trafalgar
u/c Dark Grey



Regatta
u/c Blue *



Dolphin
u/c Dark Grey



Midnight Secret
u/c Dark Grey

For technical reasons, the printed colours may not exactly match the paint colours.

* Denotes special process colour; see back page.



SMART TIP

A matt paint finish is great for hiding imperfections on less-than-perfect walls. Use Armstead Durable Matt for areas of high wear.

Walls: Plum Truffle and Sweet Plum

ADD A LITTLE DRAMA

From pale pinks to deep purples, these shades will bring drama and luxury to any room.



Lavender Drop
u/c White




Thistledown
u/c White



Pastel Grey
u/c White



Sweet Plum
u/c Silver Grey



River Pearl
u/c Silver Grey



Night Moth
u/c Silver Grey



Danish Blue
u/c Silver Grey



Smokey Quartz
u/c Pale Lilac



Cape Salmon
u/c Light Grey



Japanese Blossom
u/c Silver Grey




Alta Vista
u/c White



Welsh Stone
u/c Light Grey



Fontana
u/c Mid Grey



Lavish Lilac
u/c Silver Grey



Mystic Rivers
u/c Mid Grey



Plum Truffle
u/c Mid Grey



Extravagance
u/c Dark Grey



Very Berry
u/c Mid Grey



Blueberry Surprise
u/c Dark Grey



Embassy Purple
u/c Mid Grey

For technical reasons, the printed colours may not exactly match the paint colours.

* Denotes special process colour; see back page.



SMART TIP

Deeper shades 'advance', which means they look closer to you and stand out in a room. Use deeper shades to emphasise features you want to draw attention to.

Wall: Elderberry Wine. Inset shelving: Winter Avenue

CREATE SOME WARMTH

Whether you use deep or more muted tones, reds will make your space feel warmer. Use them with neutral colours to get the perfect balance.



Lake Sunset
u/c White




Rose White
u/c White




Studio
u/c White




Imminent Dawn
u/c White




Dom Pedro
u/c Pale Lilac




Francesca
u/c Pale Lilac




Powder Blush
u/c Pale Lilac



April Posy
u/c White



Rose Tan
u/c Pale Lilac



Razamatazz
u/c Light Grey



Pink Lady
u/c Pale Lilac



Peasblossom
u/c White



Rosevale
u/c Drab



Dancetime
u/c Deep Pink



Masked Ball
u/c Deep Pink *



Arizona Tumbleweed
u/c Light Grey



Deep Rouge
u/c Red



Elderberry Wine
u/c Deep Red



Berry Blast
u/c Red *



Empathy
u/c Light Grey

For technical reasons, the printed colours may not exactly match the paint colours.

* Denotes special process colour; see back page.



SMART TIP

Add an end of day warmth to a north facing room by using a soft yellow.

Walls: Hamptons Summer

BRIGHTEN IT UP

Instantly uplifting, yellows brighten up even the dulllest of spaces while rich oranges will add warmth to your room.




Gardenia
u/c White



Very Vanilla
u/c White



Balsa
u/c Off White



Tuscan Nights
u/c Off White



Champagne Glory
u/c White



Southern Belle
u/c White



Champagne
u/c Off White



Hullabaloo
u/c Pale Lilac




Appledore
u/c White



Limoncella
u/c White



Mistress
u/c Off White



Villa Mexicana
u/c White




Hamptons Summer
u/c White



California Cool
u/c Off White *



Apricot
u/c Off White



Enriched Earths
u/c Deep Pink



Luna Light
u/c White



Zanzibar Dream
u/c Off White *



Cinnamon
u/c Orange *



Satchel Tan
u/c Drab

For technical reasons, the printed colours may not exactly match the paint colours.

* Denotes special process colour; see back page.



THE SMART CHOICE

You'll find a load more information online at
armsteadtrade.co.uk

You can also follow us on
Facebook, Twitter and YouTube.



Special process colours

If a special process colour has been selected (marked with a * in this guide), please be aware that they may require extra coats or a specific undercoat. For full details please contact the **Armstead Trade Technical Centre** (details below) or talk to your stockist.

Health and Safety

Working with water-based paints

Where possible, water-based paints should be selected in preference to solvent-based paints, particularly for any large interior surface areas such as walls and ceilings.

Solvent-based paints

When solvent-based paints are applied, solvent-based vapour does not present a problem providing products are correctly applied in accordance with can instructions. This applies to interior and exterior trim areas including doors, skirting, windows and radiators.

For technical advice and help with product specifications call on **0333 222 7070**, write to **The Trade Technical Advice Centre, AkzoNobel, Wexham Road, Slough SL2 5DS** or email: **armstead_advice@akzonobel.com**



We have produced paint colours and patterns as accurately as printing will allow. Unfortunately we cannot guarantee an exact colour match, and the colours contained in this guide should not be relied on as such.

AkzoNobel, the AkzoNobel logo, Armstead Trade, Dulux Trade and all distinctive colour names are trademarks of the AkzoNobel group © AkzoNobel 2016. Pliolite® is a trademark of Omnova Solutions Inc.